

KEY FIGURES

Combined key figures

in millions of €	2019	2020	Delta
Sales	5 132	4 438	-13.5%
Capital expenditure (PP&E)	135	120	-11.1%
Employees as at 31 December	28 411	27 455	-3.4%

Consolidated financial statements

in millions of €	2019	2020	Delta
Income statement			
Sales	4 322	3 772	-12.7%
EBIT	155	257	65.5%
EBIT-underlying	242	272	12.5%
Interests and other financial results	-85	-86	1.9%
Income taxes	-51	-57	10.6%
Group share joint ventures	29	34	18.6%
Result for the period	48	148	207.1%
attributable to equity holders of Bekaert	41	135	225.9%
attributable to non-controlling interests	7	13	94.3%
EBITDA-underlying	468	479	2.3%
Depreciation PP&E	212	185	-12.6%
Amortization and impairment	37	31	-15.0%

Balance sheet

Equity	1 532	1 535	0.2%
Non-current assets	2 048	1 823	-11.0%
Capital expenditure (PP&E)	98	100	1.8%
Balance sheet total	4 305	4 288	-0.4%
Net debt	977	604	-38.2%
Capital employed	2 408	2 063	-14.3%
Working capital	699	535	-23.5%
Employees as at 31 December	25 090	23 939	-4.6%

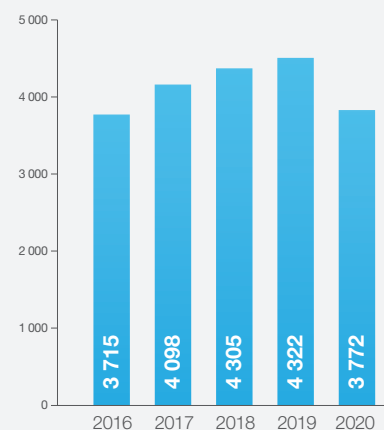
Ratios

EBITDA on sales	9.3%	12.5%
Underlying EBITDA on sales	10.8%	12.7%
EBIT on sales	3.6%	6.8%
Underlying EBIT on sales	5.6%	7.2%
EBIT interest coverage	2.5	4.8
ROCE-underlying	9.5%	12.2%
ROE	3.2%	9.7%
Financial autonomy	35.6%	35.8%
Gearing (net debt on equity)	63.8%	39.4%
Net debt on EBITDA-underlying	2.1	1.3

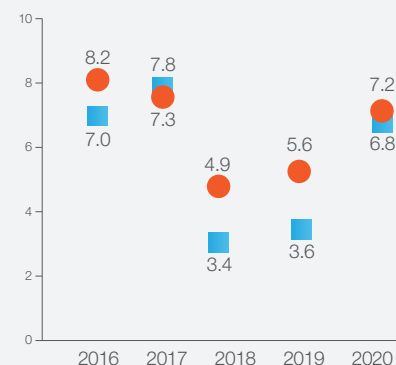
Joint ventures and associates

in millions of €	2019	2020	Delta
Sales	809	665	-17.8%
Operating result	90	109	20.0%
Net result	73	84	15.8%
Capital expenditure (PP&E)	37	20	-45.5%
Depreciation	18	12	-31.3%
Employees as at 31 December	3 321	3 516	5.9%
Group's share net result	29	34	18.6%
Group's share equity	161	124	-22.8%

Consolidated sales in millions of €

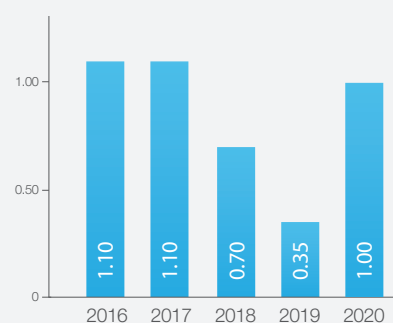


EBIT on sales in %



■ Reported
● Underlying

Gross dividend¹ in €



⁽¹⁾ The dividend is subject to approval by the General Meeting of Shareholders 2021

Key figures per share

NV Bekaert SA	2019	2020	Delta
Number of shares as at 31 December	60 408 441	60 414 841	=
Market capitalization as at 31 December (in millions of €)	1 601	1 641	2.5%

Per share

in €	2019	2020	Delta
EPS	0.73	2.38	226%
Gross dividend*	0.35	1.00	186%
Net dividend**	0.245	0.70	186%

Share price

in €	2019	2020	Delta
Price as at 31 December	26.50	27.16	2.5%
Price (average)	23.96	19.92	-16.9%

* Subject to approval by the General Meeting of Shareholders 2021

** Subject to the applicable tax legislation

Consolidated third party sales by segment

